

EYFS Easter Project - Designing and Making an Easter Bonnet




During the Easter holidays, we would like the children to become *engineers* and design and make an Easter bonnet. You should use found objects from around your home inspired by *nature*.

First, we would like you to listen to 'Rosie Revere Engineer' by Andrea Beaty. This book is all about a resilient little girl who may seem quiet during the day, but at night she's a brilliant inventor of gizmos and gadgets who dreams of becoming a great engineer.

You can watch the story being read here:

<https://www.youtube.com/watch?v=3sNVhNThxcc>



STEAM



Designing and Making your Easter bonnet



1) First, we would like you to do some research with your grown-ups to get some ideas. Look out of your window. What signs of Spring can you see? Talk to your grown-ups about Easter and what happens during Spring. What types of things would you like to include on your Easter Bonnet? Talk about the shapes of the different objects you might use and their properties.

2) Design and label the features of your Easter Bonnet. Then write a caption or sentence to tell us about your design.



Research using
secondary
sources



Remember....

THINK of your idea

SAY it out loud

WRITE it (using your Sound Mat)

CHECK it makes sense by reading it out loud.

3) Find and collect your resources you need. Can you make a list of the things you need? E.g. scissors, glue, string, paper. Please do not buy resources for this project. We would like you to be creative and use what you already have at home!

4) Get creative and construct your Easter Bonnet. Think about how you are going to decorate your Easter Bonnet and how you are going to join it together. Don't forget the Easter Bonnet needs to fit your head so make sure you think about the size and shape of your hat. Keep trying your hat to make sure it fits.

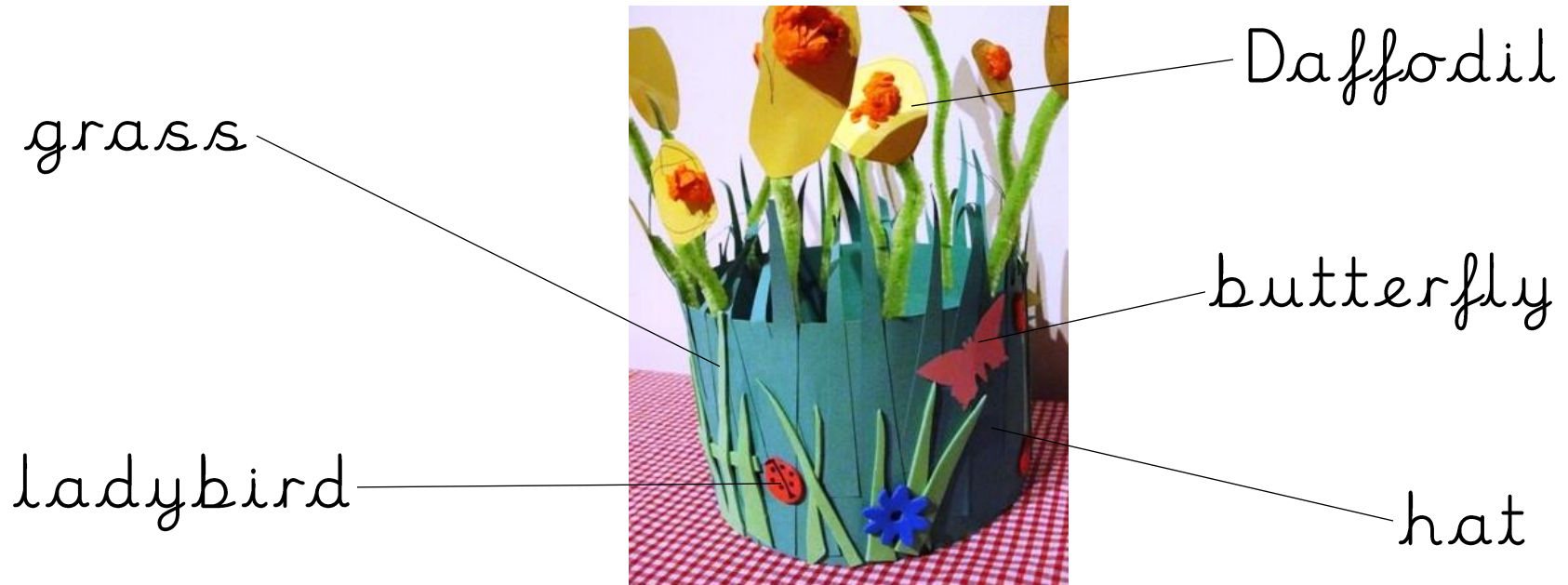
5) Review and evaluate your Easter Bonnet. Please ask your grown-ups to film you talking about your finished product and upload it to Tapestry. Remember to use your good oracy skills and don't forget to refer to the 'Talking Guidelines'.

Grown-ups - Ask your child what went well? How could you improve your design? Would you do anything differently?



Vic

My Easter Bonnet



This is my Easter Bonnet. I will cut the card. I am going to stick on bugs, grass and flowers.




My List

1.

2.

3.



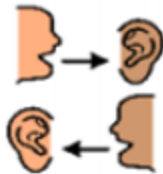
OUR TALK GUIDELINES



Use a clear voice



Look at the person you are talking to.



Take it in turns.

Be a good listener.



Think about your body.